

 **Adal Stone**<sup>®</sup>

*Shape natural stones for classy spaces*

[adalhome.com.au](http://adalhome.com.au)

Shape natural stones for classy spaces



**Adal Stone**<sup>®</sup> product line is one of the most exciting innovative building materials in recent years. These light, flexible and ultra-thin sheets of natural stone are the first stones that a woodworker can process with normal tools.

The natural stone veneers' thickness varies from 0.1 to approx. 2.0mm made from large stone slabs. Polyester resin and glass fibre on the backside are holding the grains together. The rough split natural looking surface and the changing colours make each sheet a unique masterpiece and an aesthetically attractive display.

Differences in colour and structure of the rough-split surface are by no means accidental. It is natural stone veneer being formed through millions of years thus uniquely charming. No artificial imitations can ever achieve this.

-  Ultrathin
-  Easy to install
-  Lightweight
-  **NATURAL STONE**
-  **FLEXIBLE**
-  Many colors
-  UV Resistant
-  **UNLIMITED POSSIBILITIES**
-  Waterproof
-  **Eco friendly**


# Slim Cover

S series




# Flexi Face


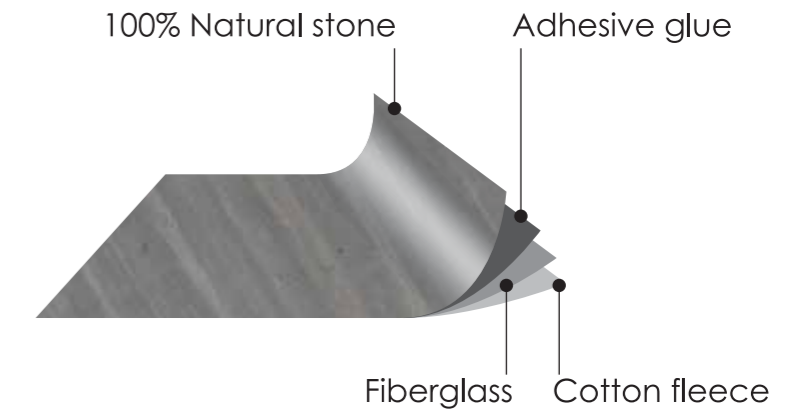
F series



- 100% Natural Stone Surface
- Thickness: ~2.5mm
- Weight: approx. 3kg/m<sup>2</sup>
- Std. size: 1220 x 610mm
- Opt. size: 2440 x 1220mm
- Cutting: Use hard-metal tipped circular saw
- Drilling and routing: Use tools for wood or stone
- Flexibility can be increased by applying heat
- Carrier materials: concrete, wood, metal, etc.
- Easy Transportation
- Eco Friendly



- 100 % Natural Stone Surface
- Thickness: 50µm to 1.0mm
- Weight: approx. 0.8kg/m<sup>2</sup>
- Std. size: 1220 x 610mm
- Opt. size: 2440 x 1220mm
- Cutting: carpet knife or scissor from the rear side
- Carrier materials: concrete, wood, metal, etc.
- Extremely flexible
- Easy Transportation
- Eco Friendly

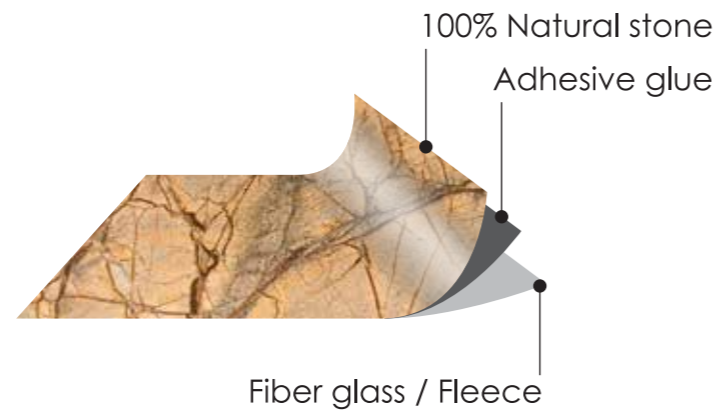


# Light Wall

L series



- 100% Natural Stone Surface
- Thickness: ~2.5mm
- Weight: approx. 3kg/m<sup>2</sup>
- Std. size: 1220 x 610mm
- Opt. size: 2440 x 1220mm
- Cutting: Use hard-metal tipped circular saw
- Drilling and routing: Use tools for wood or stone
- Flexibility can be increased by applying heat
- Carrier materials: Glass, acrylic glass, etc.
- Allow light to pass through
- Easy Transportation
- Eco Friendly



# Colors & illustrations





Mongolian

S F L



Burning Forest

S F L




Tan

S F L



Golden

S F L




Auburn

S F L




Jerra Green

S F L




Black Line

S F L



Silver Gray

S F L





S F

Black Slate



S F L

Black Star



S F L

Copper




Adal Stone®



S F L

Forest




S F L

Multi Color




S F

Multi Pink



S F L

Silver Shine




S F L

Silver Shine Gold



S F L

Terra Red



S F

Monsoon Black



S F

Pearl White



S F

Rainforest Brown



Autumn Rustic

Adal Stone®

# Lighting showcase



Autumn White



Black Line



Autumn



Adal Stone®



# Lighting showcase




Mongolian



Multi Color




Auburn



Black Star



Burning Forest



Copper



Adal Stone®


## Light wall color range



Forest



Golden




Jerra Green




Silver Gray



Silver Shine



Silver Shine Gold



Tan



Terra Red

Note: Final colours of the lighting stone effects depend on both stone types and light sources.



## Tools & Accessories



Glue / Adhesive



Sealers



Tools



Safety

# Applications

Art Series	S	F	L	Type
Auburn	x	x	x	Lux
Autumn	x	x	x	Lux
Autumn Rustic	x	x	x	Lux
Autumn White	x	x	x	Lux
Black Line	x	x	x	Shine
Black Slate	x	x	o	Lux
Black Star	x	x	x	Shine
Burning Forest	x	x	x	Shine
Copper	x	x	x	Shine
Forest	x	x	x	Lux
Golden	x	x	x	Shine
Jerra Green	x	x	x	Shine
Mongolian	x	x	x	Lux
Monsoon Black (*)	x	o	o	Marble
Multi Color	x	x	x	Lux
Multi Pink	x	x	o	Lux
Pearl White (*)	x	o	o	Marble
Rainforest Brown (*)	x	o	o	Marble
Silver Gray	x	x	x	Shine
Silver Shine	x	x	x	Shine
Silver Shine Gold	x	x	x	Shine
Tan	x	x	x	Lux
Terra Red	x	x	x	Lux

(\*) - Only available with std. size (1220 x 610mm)  
 o - Not available  
 x - Available

	Wall	Outdoor	Furniture	Bathroom	Floor	Kitchen
S	x	x	x	x	x	x
F	x	o	x	o	o	o
L	x	x	x	x	x	x

	Facade	Flex	Light	
S	x	(*)	o	(*) - Heating for more flexible
F	o	x	o	o - Not available
L	o	(*)	x	x - Available

## Installation

**Cleaning 1**

Wall

Art Stone sheets

**Apply sealers (\*) 2**

**Cutting 3**

**Apply adhesives 4**

**Install 5**

Grout the gaps

Glue stone sheets on wall

Chalking guide line

Note: Refer more detail in Installation Manual.  
 (\*) - Apply sealers can be done before or after installing (step 5).